



## FEEDMATE – 1.5 Tonne Capacity Ute Mounted (Product Code: FOBUM15)

Paton's 1.5 Tonne Ute Mounted Feed Out Bin is a useful tray mounted unit for transporting grain or pellets from your silo to your stock. The ability to quickly load and remove the unit from the tray of your ute or trailer, gives you added flexibility in your feeding operation.

Just load on and load off, it's that simple. The unit comes with 4 turnbuckle tensioners to easily chain the unit to your tray and has generous fork tine guides for safe and easy loading.

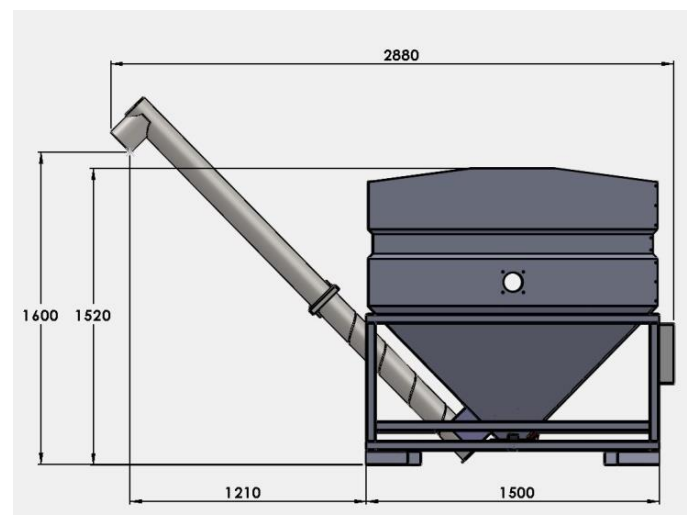
The auger is easy to use. By simply releasing the auger from its resting cradle, it can be manually lifted into position and clipped off ready to use. The 5" pencil auger is powered by a reliable Honda engine which kicks into life with the first pull.

The roof design and opening means feeding can be done in any weather without the worry of moisture affecting feed quality.



### SPECIFICATIONS

Overall Length:	2230mm
Overall Width	1500mm
Overall Height:	1520mm
Auger Height:	Ute height plus 1600mm
Auger Reach:	1210mm
Power Plant:	Honda GX200 6.5HP





## FEEDMATE – 1.5 Tonne Capacity Ute Mounted (Continued)

### DIRECT DRIVE AUGER

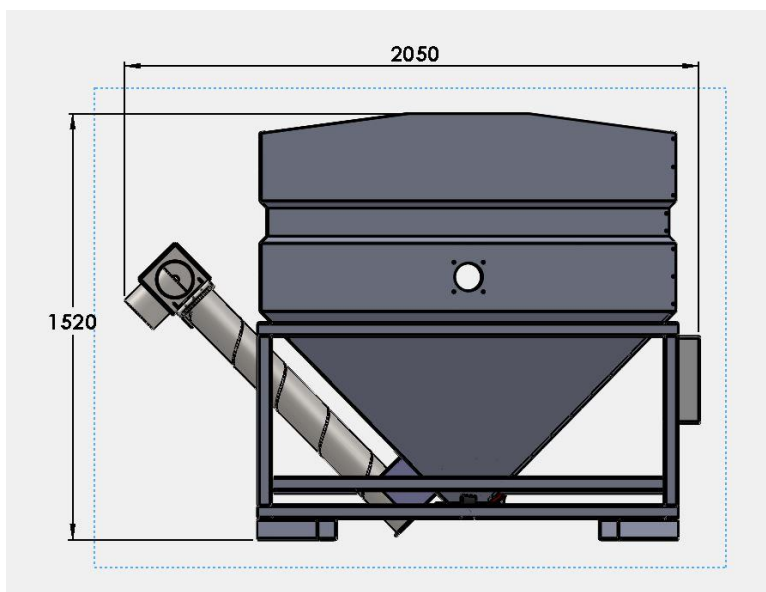
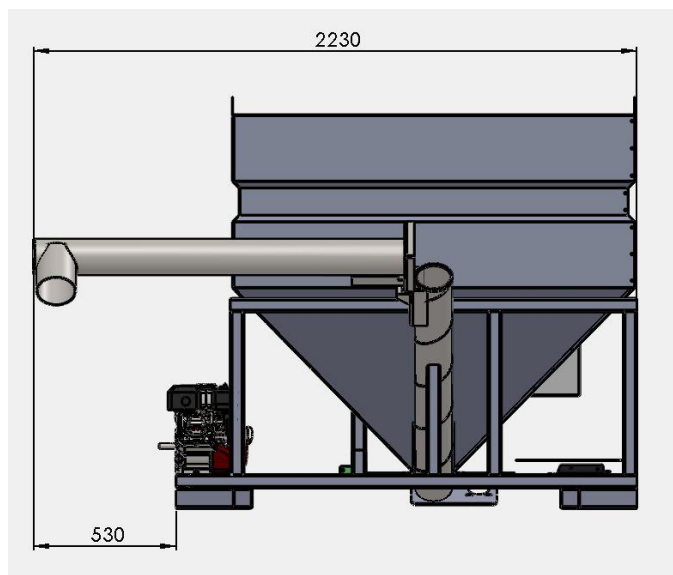
The 5 inch breakable auger comes with clutch enabled direct drive.

Powered by a Honda GX200 engine, it provides a gradual take-up and increased efficiency and grain flow rate.

### CONSTRUCTION

The 1.5 Tonne FeedMate is constructed in long life galvanised steel.

The trailer bin is fitted with a hard top cover.



# FEEDMATE – 1.5 Tonne Capacity Ute Mounted (Continued)

## STANDARD INCLUSIONS

- 1.5 TONNE CAPACITY
- SIDE DELIVERY 5" AUGER (3.6M LENGTH)
- 6.5HP DIRECT DRIVE HONDA ENGINE
- SWING OPEN HARD TOP LID
- REINFORCED SUB FRAME FOR LIFTING WITH YOUR TRACTOR
- 4 X TURNBUCKLES TO TIGHTLY SECURE THE UNIT TO YOUR UTILITY
- FULLY GALVANISED FINISH
- AUGER CAP



6.5HP Engine



Auger Cap

## OPTIONAL EXTRAS

- ANTI-RUST BIN LINING
- AUGER EXTENSION TUBE
- HALF AUGER SIDE CHUTE
- SCALES WITH LIVE READ ONLY



Half Auger Side Chute